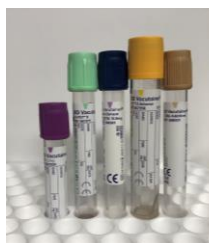


Occupational Screening specimen collection for ambient shipments to Canterbury Health Laboratories

For samples that need to be sent Ambient to CHL



Fill out the request form, label the tubes & urine pottle as required as per the instructions below.

At least two unique identifiers must be present on the specimen & the request form.

- A. Surname and Given name (mandatory)
And one of the following
- B. Date of birth
- C. Unique ID number

Blood Samples

4mL EDTA



Instructions

Whole blood samples are required for these tests

– CBCD, HbA1c & CHE

Do NOT Centrifuge.

Gold top 5mL SST (Gel) & Pale Green 4.5mL PST (Gel)




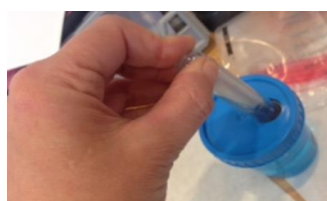
Lith Hep PST & Gold SST tubes both contain Gel.

Any blood collection tubes containing **Gel must be centrifuged.**

Centrifuge Instructions

4000rpm x 10 minutes as per instructions.

Urine samples



BD Vacutainer (TAN)
Z (NO ADDITIVE) 6ML

Instructions

Remove lid, fill the pottle with urine, replace lid. Remove the sticker. Push the required tubes onto the needle as shown to fill. **One tube per test** unless stated otherwise.
e.g. aluminum, arsenic & chromium = 3 tubes required.

Packaging & Dispatch to CHL



Place the form into the back pocket of the bag & specimens into a biohazard bag. Each client episode is then placed into the biobottle.

Place the biobottle into the cardboard outer.

Place the box containing the biobottle into the return courier satchel provided.

Book a pick-up as per the instructions below or on the reverse of the courier satchel.

To Book a Pick-up.

Call 0800 800 841

Please arrange pick-ups Monday – Thursday to ensure next day delivery. Avoid sending samples on the day before a public holiday.

For additional support please contact:

Patient & Client Services Team

Labinfo@cdhb.health.nz

03 364 0484

TUBE CAPACITY OF BIO BOTTLES FOR RETURNING SAMPLES TO CHL	
BIO BOTTLE SIZE	APPROXIMATE TUBE CAPACITY
Blue Lid Bio Bottle (Small)	12
Orange Lid Bio Bottle (Medium)	30
Yellow Lid Bio Bottle (Large)	50
❄ Bio-Freeze ❄ Please refer to frozen specimen chart for handling instructions	12
Please refer to the flow charts for packing instructions for each Bio-Bottle. The tube numbers above are a guide only	

For additional support please contact:

Patient & Client Services Team

Labinfo@cdhb.health.nz

03 364 0484